

# How to Google like a pro

Google Search

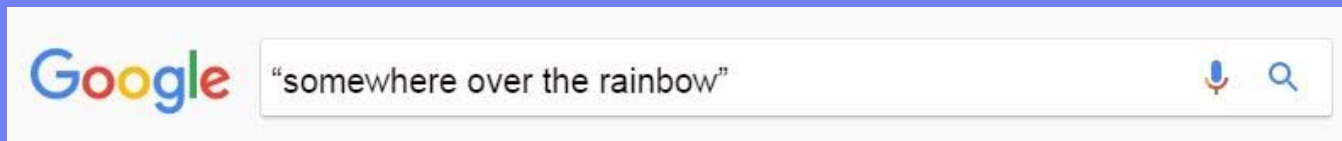
I'm Feeling Lucky

**Are you struggling to find the information you need on Google?**

**See some of the tricks below to help you Google like a pro.**

## Search for a phrase

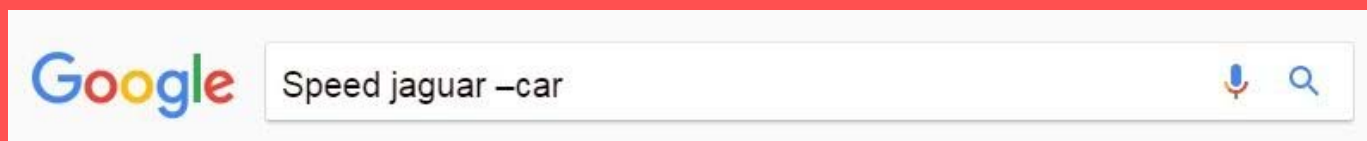
If you are looking for an exact phrase, use double quotation marks at the start and end of the phrase.



Google "somewhere over the rainbow"

## Exclude words from your search results

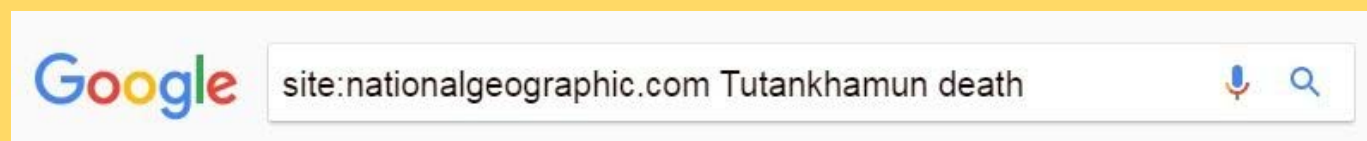
If you are performing a search and irrelevant words are appearing, you can use the dash/minus sign ( - ) to exclude it from the search results. Make sure there is no space between the - and the word.



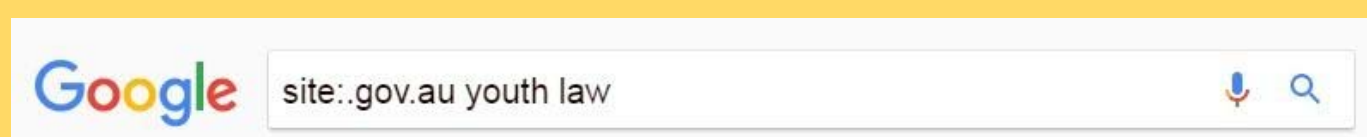
Google Speed jaguar -car

## Search one website

If you want to search one specific website, or type of website (.org .com .edu .gov .vic.gov.au), use the search operator site: to narrow your search. Make sure there is no space between site: and the following word.



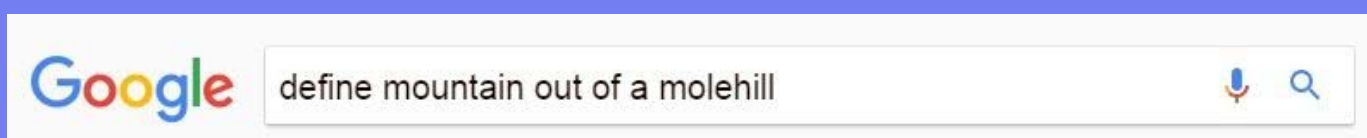
Google site:nationalgeographic.com Tutankhamun death



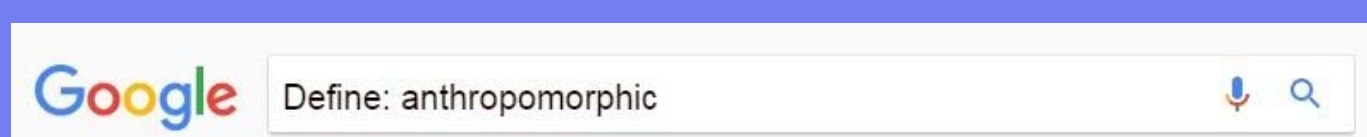
Google site:.gov.au youth law

## Definitions

If you want to search for the definition of a word, you can use the word define to show dictionary results. The operator can be used with or without the colon.



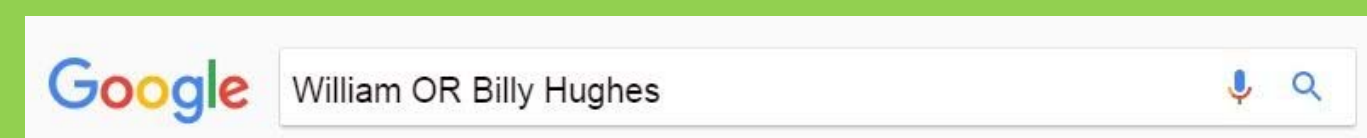
Google define mountain out of a molehill



Google Define: anthropomorphic

## One term or another

If you want to find pages with results that include one term or another, but not necessarily both, use a capitalised OR between the words. Without OR Google will search for pages that only include all your search words.



Google William OR Billy Hughes